



SENTI-AMPIO

All-in-One Smart Off-Grid Lighting Solution for Park & Pathway Applications

Intelligent solar lighting effortlessly illuminates parks, pathways, parking lots, and urban corridors. Whether off-grid or grid-connect, it maximizes light that work for through:

- > **Energy Forecasting & Management**
- > **Remote Troubleshooting & Remediation**

SENTI-AMPIO is a smart, commercial grade solar light and is the world's first true all-in-one lighting solution specifically designed to provide ample light levels with an ultra-light physical and environmental footprint. With a lower cost for park and pathway applications, Clear Blue's Energy-as-a-Service, energy generation, storage, and lighting profiles are remotely managed to keep the lights on all night, while guaranteeing long system life, and easy installation.



Maximum Uptime

Our predictive analytics, weather forecasting and individual load control enables management for maximum uptime.



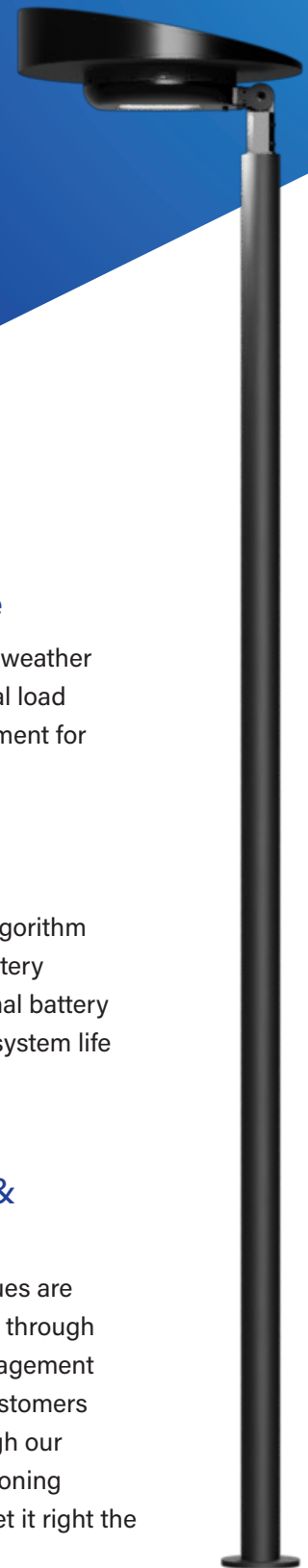
Long Life

Our dynamic charging algorithm uniquely focusses on battery charging to ensure optimal battery management for longer system life and maximum reliability.



Easy Installation & Maintenance

More than 80% of all issues are managed and eliminated through Clear Blue's remote management service. Installers and customers get peace of mind through our commissioning & provisioning services to ensure you get it right the first time, every time.



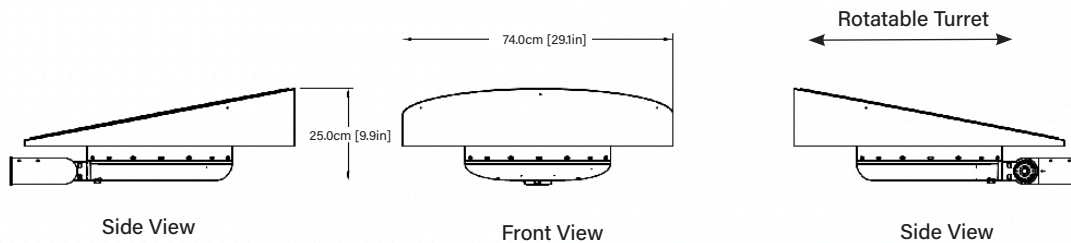
SENTI-AMPIO

Lighting Technical Data

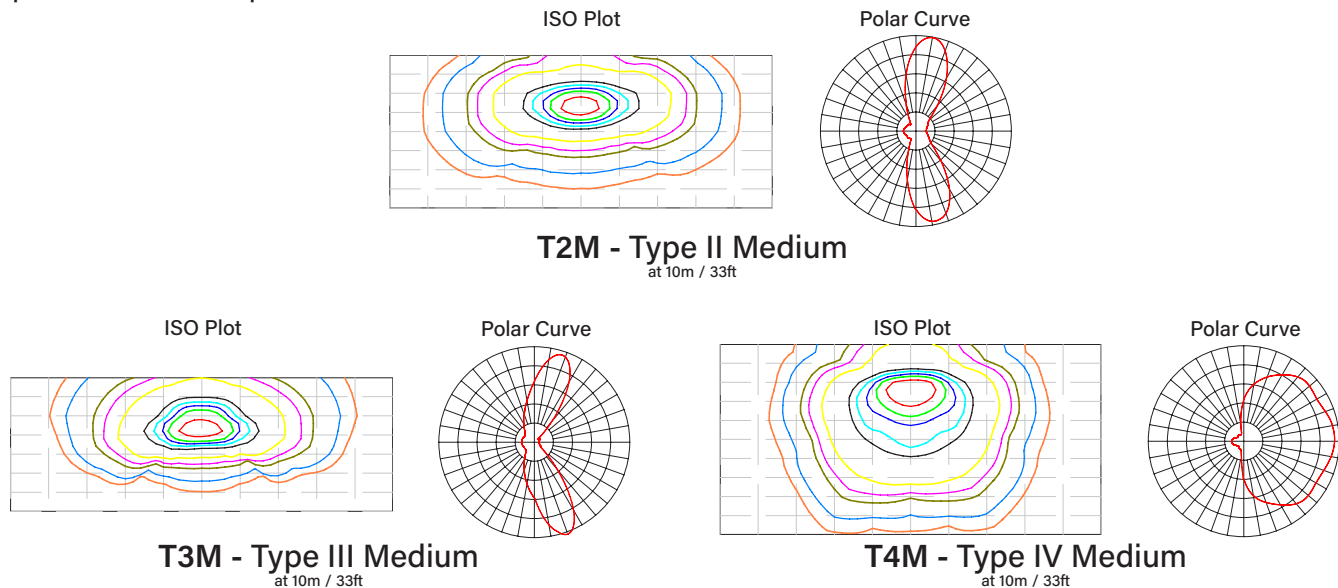
Light Specifications	
Performance	9.6W with a total fixture efficacy (lumen output) up to 1600 lumens, range of user selectable intensity profiles to suit your specific needs. Choose from consistent High, Mid, or Low Intensity options for tailored illumination. For energy efficiency with on-demand brightness, our Motion-Activated Profiles provide High or Low Intensity power boost only when triggered. Ultra Low Intensity mode for minimal energy consumption.
Colour Temperature (K)	LED Colour temperature (CCT) Options - 2200K, 3000K, 4200K*, 5000K or Amber colour for coastal regions to preserve wildlife
CRI	70% minimum, higher CRI available upon request.
Fixture	Pole mounted, self-contained and insulated, all-in-one fixture. Rotatable turret allows for solar panel to be oriented in the best direction.
Fixture Colors	Black* (RAL 9011), grey (RAL 7004), dark bronze (RAL 8041)
Light Fixture Weight	40lbs (18kgs) max
EPA	Side EPA it is 0.166m ² and front EPA 0.133m ²

*Regularly stocked

Dimensions



Optical Distribution Options



SENTI-AMPIO

Technical Data

Cloud Management and Services	
Energy as a Service (EaaS)	EaaS ensures lifetime replacement of aged electrical components, monitoring and replacing batteries, solar panels, and controllers as needed. Customers enjoy peace of mind with fixed operating expenses, avoiding unexpected costs, downtime, and warranty hassles, while a professional team ensures peak system performance.
Illumience Benefits	Illumience Smart Off-Grid offers 24x7 remote monitoring, proactive servicing, and efficient management for lights, enhancing reliability and performance. Clear Blue's predictive analytics, weather forecasting, and individual load control ensure maximum uptime with reduced installation and maintenance costs.
Service Support	Clear Blue's service team, comprised of dedicated power professionals, supports systems from installation to day-to-day operation, ensuring maximum uptime. Trained to diagnose various field issues, such as shading on solar panels, battery degradation, short circuits, and weather-related performance concerns, their services are included in the Illumience subscription.

Power Components	
Solar Panel	64W
Batteries	2x30Ah LiFePO4 batteries.
Optional Grid Support	Solar-grid hybrid solutions are available for both grid retrofit and grid backup solutions.
Smart Electronics	Clear Blue's patented Smart Power technology is at the heart of SENTI-AMPIO. Every SENTI gets the full performance and service management that Clear Blue offers in all of its systems.

Pole Options	
Pole Height	10ft, 12ft, 14ft and 18ft pole are optional. Customer can supply their own pole if preferred.
Pole Type	Aluminum pole
Pole Colour	Black, Grey, Brown Colours can be customized (see sales representative for details)

Physical	
Total Height	11.3ft, 13.3ft, 15.3ft and 19.3ft accordingly
Mounting options	Wall mount/surface mount or slip-on mount (1.625" - 2.375" OD tenon mount)

SENTI-AMPIO

Ordering Guide

How to Order

CBT-SENTI- [] - [] - [] - [] - [] - [] - [] - [] - []

Distribution	CRI & CCT	Batteries	Solar	Comms	Mounting Type	Colour	Grid Support	Pole
T2 : Type 2 Urban*	722 : 70CRI, 2200K	2B : 60Ah LiFePO4*	64 : 64W*	C : Cellular*	SF : Slip Fit*	BK : Black*	NG : No Grid*	NPP : None*
T3 : Type 3 Urban	730 : 70CRI, 3000K			W : WiFi*	WM : Wall Mount / Surface Mount	BZ : Bronze	GC : Grid Connect*	P10 : 10ft/3.1m
T4 : Type 4 Urban	740 : 70CRI, 4000K*					GR : Grey		P12 : 12ft/3.7m
T5 : Type 5 Urban Wide	750 : 70CRI, 5000K							P14 : 14ft/4.3m
	840 : 80CRI, 4000K							P16 : 16ft/4.9m
	850 : 80CRI, 5000K							P18 : 18ft/5.5m

*Regularly stocked

Example

CBT-SENTI-T2-740-2B-64-C-SF-BK-NG-NPP-MS