



SENTI Series

All-in-One Smart Off-Grid Lighting Solution for Park & Pathway Applications

Delivers highly reliable lighting in a smaller, streamlined design. Parks, pathways and other small applications that require cost-efficient lighting can now have unparalleled:

- > **Energy Forecasting & Management**
- > **Remote Troubleshooting & Remediation**

The Illumient SENTI Series of smart, solar street lights is the world's first true all-in-one complete lighting solution specifically designed to provide ample light levels with a smaller physical and environmental footprint, and a lower cost for park and pathway applications. Plus, with Clear Blue's Energy-as-a-Service, energy generation, storage, and lighting profiles are remotely managed to provide maximum uptime, long life, and easy installation.



Maximum Uptime

Our predictive analytics, weather forecasting and individual load control enables management for maximum uptime.



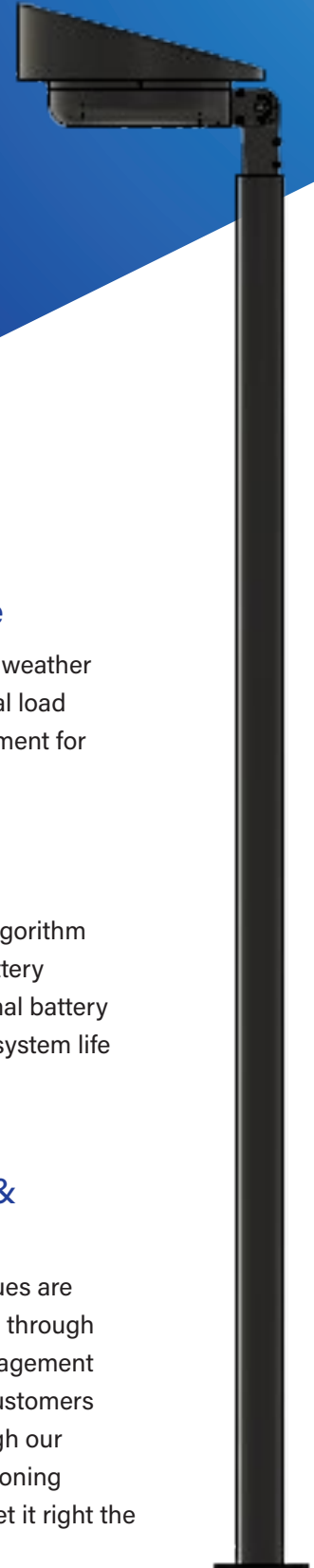
Long Life

Our dynamic charging algorithm uniquely focusses on battery charging to ensure optimal battery management for longer system life and maximum reliability.



Easy Installation & Maintenance

More than 80% of all issues are managed and eliminated through Clear Blue's remote management service. Installers and customers get peace of mind through our commissioning & provisioning services to ensure you get it right the first time, every time.



SENTI Series


Features

 **No Grid Needed**

With solar or hybrid energy, Illumient can be installed in locations without access to grid power, with less environmental disruption, no reliance on old infrastructure, reduced electricity costs and no extreme weather outages.

 **Battery & Load Management**


Clear Blue's engineers closely monitor and manage battery performance, maximizing battery life, and eliminating extra costs or disruptions from avoidable battery replacements.

 **Reduced Ongoing Costs**


Clear Blue's engineers are able to remotely troubleshoot technical issues that may arise, preventing costly site visits. As a result, customers save up to 70% on maintenance costs.

 **Remote Maintenance**

By monitoring and performing system maintenance remotely, Clear Blue's engineers are able to make adjustments to ensure top performance and avoid unnecessary service calls.

 **Precision Engineering**

Each Illumient system is designed based on location, energy potential, lighting needs, and aesthetic aspirations, ensuring each installation performs as promised. Customers don't overpay and the design is visually appealing.

 **Easy Installation**

With simple drill-and-drop installation, live engineering support, customized project installations, and a smart phone app for installers, installation is cost effective, fast, and worry-free.